



NF90 Polyclonal Antibody

Catalog No	YP-Ab-02214
Isotype	IgG
Reactivity	Human;Mouse;Rat
Applications	WB;ELISA
Gene Name	ILF3
Protein Name	Interleukin enhancer-binding factor 3
Immunogen	The antiserum was produced against synthesized peptide derived from human NF90. AA range:302-351
Specificity	NF90 Polyclonal Antibody detects endogenous levels of NF90 protein.
Formulation	Liquid in PBS containing 50% glycerol, 0.5% BSA and 0.02% sodium azide.
Source	Polyclonal, Rabbit,IgG
Purification	The antibody was affinity-purified from rabbit antiserum by affinity-chromatography using epitope-specific immunogen.
Dilution	Western Blot: 1/500 - 1/2000. ELISA: 1/20000. Not yet tested in other applications.
Concentration	1 mg/ml
Purity	≥90%
Storage Stability	-20°C/1 year
Synonyms	ILF3; DRBF; MPHOSPH4; NF90; Interleukin enhancer-binding factor 3; Double-stranded RNA-binding protein 76; DRBP76; M-phase phosphoprotein 4; MPP4;Nuclear factor associated with dsRNA; NFAR; Nuclear factor of activated T-cells 90 kDa; NF-AT-90; Translational control protein 80; TCP80
Observed Band	95kD
Cell Pathway	Nucleus, nucleolus . Cytoplasm . Nucleus . Localizes in the cytoplasm in response to viral infection. The unphosphorylated form is retained in the nucleus by ILF2. Phosphorylation at Thr-188 and Thr-315 causes the dissociation of ILF2 from the ILF2-ILF3 complex resulting in a cytoplasmic sequestration of ILF3. Localized in cytoplasmic mRNP granules containing untranslated mRNAs. .
Tissue Specificity	Ubiquitous.
Function	function:May facilitate double-stranded RNA-regulated gene expression at the level of post-transcription. Can act as a translation inhibitory protein which binds to coding sequences of acid beta-glucosidase (GCase) and other mRNAs and functions at the initiation phase of GCase mRNA translation, probably by inhibiting its binding to polysomes. Can regulate protein arginine N-methyltransferase 1 activity. May regulate transcription of the IL2 gene during T-cell activation. Can promote the formation of stable DNA-dependent protein kinase holoenzyme complexes on DNA.,PTM:Arg-609 is dimethylated, probably to asymmetric



dimethylarginine.,PTM:Methylated by protein arginine N-methyltransferase 1.,PTM:Phosphorylated by RNA-dependent protein kinase (EIF2AK2).,sequence caution:Contaminating sequence. Potential poly-A sequence.,sequence caution:Sequencing errors.,similarity:Contains 1 DZF domain.,si

Background

This gene encodes a double-stranded RNA (dsRNA) binding protein that complexes with other proteins, dsRNAs, small noncoding RNAs, and mRNAs to regulate gene expression and stabilize mRNAs. This protein (NF90, ILF3) forms a heterodimer with a 45 kDa transcription factor (NF45, ILF2) required for T-cell expression of interleukin 2. This complex has been shown to affect the redistribution of nuclear mRNA to the cytoplasm. Knockdown of NF45 or NF90 protein retards cell growth, possibly by inhibition of mRNA stabilization. In contrast, an isoform (NF110) of this gene that is predominantly restricted to the nucleus has only minor effects on cell growth when its levels are reduced. Alternative splicing results in multiple transcript variants encoding distinct isoforms.[provided by RefSeq, Dec 2014],

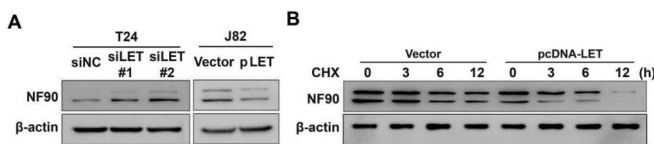
matters needing attention

Avoid repeated freezing and thawing!

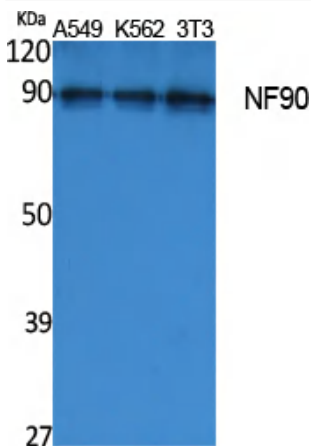
Usage suggestions

This product can be used in immunological reaction related experiments. For more information, please consult technical personnel.

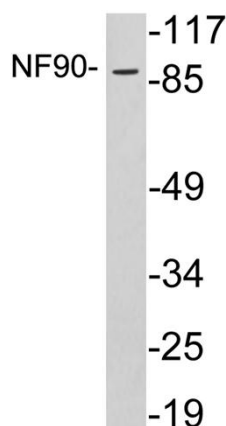
Products Images



Zhuang, Junlong, et al. "TGFβ1 promotes gemcitabine resistance through regulating the lncRNA-LET/NF90/miR-145 signaling axis in bladder cancer." *Theranostics* 7.12 (2017): 3053.



Western Blot analysis of extracts from A549, K562, NIH-3T3 cells, using NF90 Polyclonal Antibody. Secondary antibody(catalog#:RS0002) was diluted at 1:20000



Western blot analysis of lysates from HeLa cells, using NF90 antibody.